







































# Short-term forecast

## Today































Aug 17, 2022

			 °F	 %	 inHg	 mph	 in/h	 °F
0 h		Partly Cloudy	64.9	70	30.02	2.8 ▼	0.00	64.9
1 h		Possible Drizzle	63.8	71	30.02	3.0 ▼	0.00	63.8
2 h		Partly Cloudy	63.5	72	30.02	3.0 ►	0.00	63.5
3 h		Partly Cloudy	62.4	73	30.02	3.1 ►	0.00	62.4
4 h		Partly Cloudy	61.0	75	30.02	3.4 ►	0.00	61.0
5 h		Partly Cloudy	60.0	77	30.03	3.4 ►	0.00	60.0
6 h		Partly Cloudy	59.3	79	30.03	3.4 ►	0.00	59.3
7 h		Partly Cloudy	59.9	80	30.04	3.1 ►	0.00	59.9
8 h		Partly Cloudy	62.8	78	30.05	3.3 ►	0.00	62.8
9 h		Partly Cloudy	66.8	74	30.06	3.5 ►	0.00	66.8
10 h		Partly Cloudy	70.6	69	30.06	3.2 ◀	0.00	70.6
11 h		Mostly Cloudy	73.5	65	30.04	3.1 ►	0.00	73.6
12 h		Mostly Cloudy	75.2	61	30.03	3.7 ◀	0.00	75.3
13 h		Mostly Cloudy	75.8	59	30.01	4.0 ►	0.00	75.8
14 h		Mostly Cloudy	77.8	60	30.00	3.4 ►	0.00	78.1
15 h		Mostly Cloudy	78.6	58	29.98	4.2 ►	0.00	78.9
16 h		Mostly Cloudy	77.9	58	29.98	4.9 ►	0.01	78.1
17 h		Mostly Cloudy	76.6	58	29.96	4.9 ►	0.01	76.7
18 h		Mostly Cloudy	74.0	63	29.96	4.3 ►	0.01	74.0
19 h		Mostly Cloudy	71.4	69	29.97	4.5 ▼	0.01	71.5
20 h		Mostly Cloudy	68.7	73	29.98	4.7 ◀	0.01	68.7
21 h		Partly Cloudy	66.4	77	29.98	3.6 ▼	0.01	66.4
22 h		Partly Cloudy	64.6	81	29.98	3.4 ▼	0.00	64.6














		 °F	 %	 inHg	 mph	 in/h	 °F
23 h	 Partly Cloudy	63.1	83	29.98	3.0 	0.00	63.1

# Tomorrow






Aug 18, 2022

			 °F	 %	 inHg	 mph	 in/h	 °F
0 h		Clear	62.0	84	29.98	2.9 ▼	0.00	62.0
1 h		Clear	61.1	85	29.97	2.8 ▼	0.00	61.1
2 h		Clear	60.0	85	29.96	2.8 ▼	0.00	60.0
3 h		Clear	59.2	85	29.96	2.8 ▼	0.00	59.2
4 h		Partly Cloudy	58.6	86	29.96	2.6 ▲	0.00	58.6
5 h		Partly Cloudy	58.2	86	29.96	2.7 ▲	0.00	58.2
6 h		Partly Cloudy	57.8	87	29.96	2.7 ▲	0.00	57.8
7 h		Partly Cloudy	58.6	89	29.97	2.6 ▲	0.00	58.6
8 h		Partly Cloudy	61.8	88	29.97	3.6 ▲	0.00	61.8
9 h		Partly Cloudy	64.7	85	29.97	4.3 ▲	0.00	64.9
10 h		Partly Cloudy	68.2	81	29.98	4.9 ▲	0.00	68.6
11 h		Partly Cloudy	71.7	74	29.97	5.7 ▲	0.00	72.1
12 h		Partly Cloudy	74.3	68	29.96	5.8 ▲	0.00	74.6
13 h		Partly Cloudy	77.3	62	29.95	5.7 ▲	0.00	77.7
14 h		Partly Cloudy	80.9	55	29.95	5.4 ▲	0.00	82.2
15 h		Partly Cloudy	82.5	51	29.94	5.6 ▲	0.00	83.5
16 h		Partly Cloudy	81.7	53	29.92	5.6 ►	0.00	82.9
17 h		Clear	80.9	53	29.91	5.4 ►	0.00	82.0
18 h		Partly Cloudy	78.6	56	29.92	5.0 ▲	0.00	78.8
19 h		Partly Cloudy	76.0	62	29.93	4.0 ▲	0.00	76.3
20 h		Partly Cloudy	72.9	66	29.95	3.4 ▲	0.00	73.0
21 h		Clear	70.1	70	29.97	2.6 ▲	0.00	70.1
22 h		Clear	68.3	74	29.98	2.2 ►	0.00	68.3
23 h		Clear	67.0	76	29.99	1.8 ►	0.00	67.0

## Long-term forecast

		 °F	 %	 inHg	 mph	 in/h
Wed	 Possible light rain in the evening.	79.1 / 58.8	70	30.01	3.6	► 0.00
Thu	 Partly cloudy throughout the day.	83.0 / 57.3	73	29.96	3.8	▲ 0.00
Fri	 Partly cloudy throughout the day.	86.5 / 60.2	70	30.06	2.7	◄ 0.00
Sat	 Mostly cloudy throughout the day.	82.8 / 65.4	78	30.15	3.8	► 0.01
Sun	 Possible light rain overnight.	75.5 / 63.7	91	30.11	3.0	► 0.00
Mon	 Rain and humid throughout the day.	78.8 / 66.3	94	30.00	2.8	► 0.01
Tue	 Rain in the morning and afternoon.	73.3 / 65.2	99	29.89	3.2	▲ 0.03
Wed	 Humid and mostly cloudy throughout the day.	79.3 / 62.9	96	29.91	4.6	► 0.00

## Station averages

	 °F	 %	 inHg	 mph	 in/h	 °F
16 Aug	83.3 / 65.8	78.8	30.04	1.4	0.02	86.0 / 70.7
17 Aug	84.6 / 67.1	80.9	30.02	1.1	0.11	89.6 / 72.5
18 Aug	84.4 / 68.9	80.7	29.94	1.4	0.49	89.4 / 75.3
19 Aug	82.9 / 67.1	78.6	29.95	1.4	0.18	86.7 / 72.6
20 Aug	81.9 / 63.2	79.2	30.00	1.4	0.20	85.5 / 67.1
21 Aug	82.0 / 65.0	81.2	29.96	1.4	0.28	86.7 / 69.1
22 Aug	83.6 / 64.4	79.1	29.94	1.1	0.18	86.3 / 69.1
23 Aug	79.6 / 62.1	77.0	29.99	1.1	0.17	82.1 / 65.1
24 Aug	82.2 / 58.5	75.9	30.06	0.9	0.11	84.1 / 61.0

## Station extremes

	 °F	 %	 inHg	 mph	 mph	 in/h	 °F
16 Aug	<b>92.1</b> 2015	<b>99.0</b> > 3 cases	<b>30.30</b> 2016	<b>10.7</b> 2022	<b>17.9</b> 2022	<b>0.09</b> 2020	<b>100.9</b> 2015
	<b>59.4</b> 2022	<b>34.8</b> 2022	<b>29.89</b> 2015	-	-	-	<b>60.2</b> 2022
17 Aug	<b>93.4</b> 2015	<b>99.0</b> > 3 cases	<b>30.23</b> 2016	<b>9.6</b> 2016, 2017	<b>20.1</b> 2018	<b>0.57</b> 2018	<b>100.4</b> 2015
	<b>57.9</b> 2022	<b>35.0</b> 2015	<b>29.84</b> 2015	-	-	-	<b>59.2</b> 2022
18 Aug	<b>94.3</b> 2019	<b>99.0</b> > 3 cases	<b>30.19</b> 2021	<b>13.0</b> 2021	<b>26.0</b> 2021	<b>1.57</b> 2021	<b>101.0</b> 2019
	<b>59.7</b> 2020	<b>31.0</b> 2020	<b>29.75</b> 2015, 2017	-	-	-	<b>62.8</b> 2020
19 Aug	<b>90.0</b> 2019	<b>99.0</b> > 3 cases	<b>30.10</b> 2018, 2020	<b>17.9</b> 2017	<b>25.1</b> 2017	<b>0.85</b> 2019	<b>94.3</b> 2019
	<b>58.1</b> 2020	<b>30.0</b> 2020	<b>29.75</b> 2015	-	-	-	<b>60.3</b> 2020
20 Aug	<b>90.7</b> 2019	<b>99.0</b> > 3 cases	<b>30.22</b> 2017	<b>13.9</b> 2015	<b>17.4</b> 2015	<b>1.36</b> 2015	<b>96.6</b> 2019
	<b>50.0</b> 2020	<b>30.0</b> 2020	<b>29.71</b> 2015	-	-	-	<b>50.0</b> 2020
21 Aug	<b>90.1</b> 2020	<b>99.0</b> > 3 cases	<b>30.25</b> 2017	<b>11.9</b> 2016	<b>20.1</b> 2018	<b>1.45</b> 2016	<b>94.8</b> 2019
	<b>58.1</b> 2015	<b>32.0</b> 2020	<b>29.77</b> 2016	-	-	-	<b>60.3</b> 2015
22 Aug	<b>94.3</b> 2020	<b>99.0</b> > 3 cases	<b>30.23</b> 2016	<b>11.4</b> 2016	<b>37.6</b> 2017	<b>0.47</b> 2017, 2021	<b>98.1</b> 2020
	<b>51.6</b> 2015	<b>23.0</b> 2020	<b>29.75</b> 2018	-	-	-	<b>52.0</b> 2015
23 Aug	<b>89.2</b> 2020	<b>99.0</b> > 3 cases	<b>30.35</b> 2016	<b>12.5</b> 2017	<b>15.0</b> 2017, 2018, 2021	<b>0.89</b> 2021	<b>95.5</b> 2020
	<b>50.0</b> 2016	<b>1.0</b> 2016	<b>29.75</b> 2015	-	-	-	<b>45.5</b> 2016
24 Aug	<b>91.4</b> 2020	<b>99.0</b> > 3 cases	<b>30.31</b> 2016	<b>10.5</b> 2020	<b>15.0</b> 2018, 2019, 2020	<b>0.76</b> 2015	<b>97.5</b> 2020
	<b>50.4</b> 2018	<b>27.0</b> 2018	<b>29.65</b> 2015	-	-	-	<b>50.5</b> 2018

# Almanac

					
17 Aug	06.20	20.03	823 min  	617 min  	
18 Aug	06.21	20.01	820 min  	620 min  	
19 Aug	06.22	20.00	818 min  	622 min  	
20 Aug	06.23	19.59	816 min  	624 min  	
21 Aug	06.24	19.57	813 min  	627 min  	
22 Aug	06.25	19.56	811 min  	629 min  	
23 Aug	06.26	19.54	808 min  	632 min  	
24 Aug	06.27	19.53	806 min  	634 min  	